

Electro-Voice®
a gulton company

Model 647C Dynamic Lavalier

SPECIFICATIONS

Element:

Dynamic

Frequency Response:

60 to 10,000 Hz

Polar Pattern:

Omnidirectional

Impedance Must Be Specified:

647CL — 150 ohm

647CH — Hi-Z

Output Level,

Low Impedance:

—63 dB

(0 dB = 1 mW/10 dynes/cm²)

High Impedance:

—63 dB

(0 dB = 1 volt/dyne/cm²)

EIA Sensitivity Rating:

—158 dB

Diaphragm:

Electro-Voice Acoustalloy®

Dimensions:

92.2 mm (3.63 in.) long,

19.1 mm (.75 in.) maximum diameter

Finish:

Champagne

Net Weight:

57 g (2 oz), less cable

Switch:

647CLS — Lo-Z only. Shorts mike in "off" position. May be locked "on"

Cable:

4.6 m (15 ft), 2-conductor, shielded, rubber jacketed

Cable Connector:

No connector at microphone terminal

Accessories Supplied:

Neck cord assembly

Belt clip

DESCRIPTION AND APPLICATIONS

The Electro-Voice Model 647C is a small, lightweight, dynamic lavalier microphone with wide-range frequency response. This slim, unobtrusive microphone may be held in the hand, attached to a lavalier cord, mounted on a stand using a Model 312 stand clamp, or permanently attached to a stand or gooseneck. It is excellent for use in audience participation and panel shows, church pulpits, etc., wherever microphone concealment, individual mobility, or free movement of the hands is desired. No closely associated auxiliary equipment is required.

The 647C features the exclusive E-V Acoustalloy® diaphragm. This non-metallic diaphragm withstands high humidity, temperature extremes, corrosive effects of salt air, and severe mechanical shocks. It is practically indestructible with normal use.

The 647C is equipped with two specially designed accessories intended to increase the versatility and mounting convenience of the microphone: an easy-to-use lavalier cord assembly and a belt clip. The lavalier cord assembly is supplied attached to the microphone, ready for use. Note that the flexible plastic cord coupler may be removed from the microphone, if desired, by firmly pulling it over the front of the microphone. Alternately, the coupler may be pushed free of the microphone and allowed to slide down the cable, the neck cord being retained separately for future use. In this case, the cord coupler will be retained permanently

and cannot be lost since it cannot escape from either end of the cable. (In the event the cord is misplaced, an ordinary shoestring may be employed after simply tying a knot in each end.)

The belt clip, when used in conjunction with the lavalier cord assembly, provides effective control of cable placement and prevents unwanted mechanical noise from being transmitted up the cable to the microphone. After inserting the cable in the clip as shown in Figure 2, simply attach it to the belt at one side. It may also be clipped over the edge of a pocket or lapel.

LOCKABLE ON/OFF SWITCH

The 647CLS lockable on/off switch assembly is shown in Figure 3. To lock the switch in the "on" position, slide the metal locking tab into the position shown. A small screwdriver is ideal for this purpose.

PERMANENT MOUNTING

Permanent mounting of the 647C may be accomplished on any stand or gooseneck having the American standard male 5/8-27 thread as follows: first remove the 6-32 recessed head set screw located near the bottom of the microphone. Now unscrew and remove the cable retainer nut by sliding it down and off the end of the cable. See Figure 6.

Use care to prevent undue twisting of the cable in the microphone proper. Thread the cable through the new mount and screw the microphone firmly in place. The cable may be cut to any desired length. If required, supply

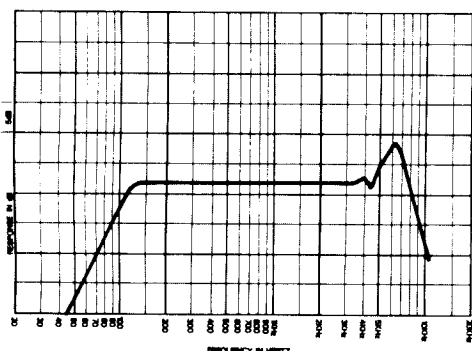


FIGURE 1 — Frequency Response

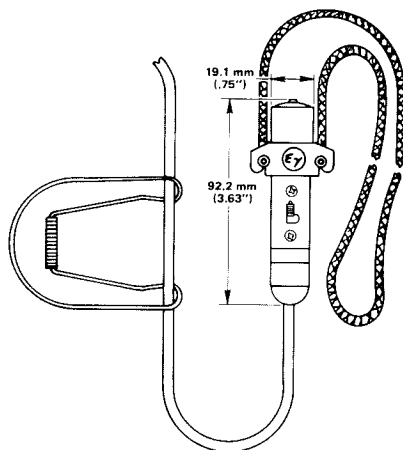


FIGURE 2 — Dimensions

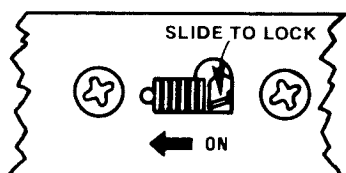


FIGURE 3 — Locking Feature

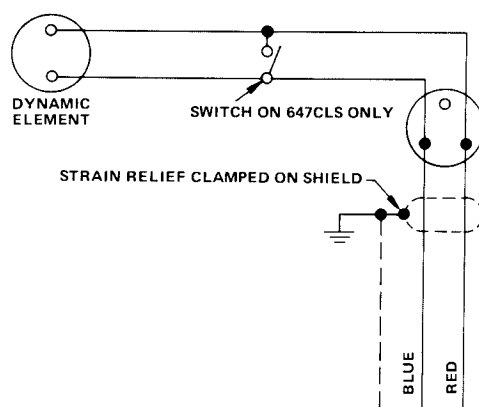


FIGURE 4 — Wiring Diagram, Lo-Z

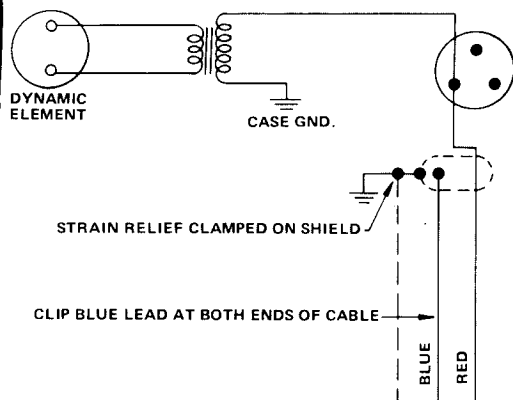


FIGURE 5 — Wiring Diagram, Hi-Z

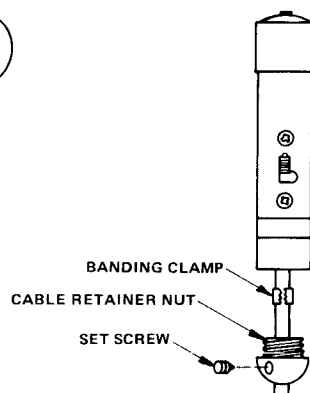


FIGURE 6 —
Microphone with Cable Retaining Nut
Removed in Preparation for Permanent
Mounting on Stand or Gooseneck

external means to prevent undue pulling or twisting of the cable at the microphone terminals.

ARCHITECTS' AND ENGINEERS' SPECIFICATIONS

The microphone shall be an omnidirectional, dynamic type with non-metallic Acoustalloy diaphragm. The microphone shall have a magnetic shield to prevent dust and magnetic particles from reaching the diaphragm. A uniform response from 60 to 10,000 Hz shall be obtained. Impedance shall be specified as either 150 ohms or Hi-Z. Also specify if switch is desired (Lo-Z only). Low impedance line shall be balanced to ground and phased. The output level shall be -63 dB with 0 dB equalling 1 mW/10 dynes/cm² at low impedance and -63 dB with 0 dB equalling 1 volt/dyne/cm² at high impedance. EIA sensitivity rating shall be -158 dB. The microphone shall have a maximum diameter of 19.1 mm (.75 in.), a length of 92.2 mm (3.63 in.), and a net weight of 57 g (2 oz) without the cable or neck cord assembly. Finish of the microphone shall be champagne. A lavalier cord and belt clip shall be supplied.

Electro-Voice Model 647C is specified.

WARRANTY (Limited) —

Electro-Voice General Purpose Microphones are guaranteed without time limit against malfunction in the acoustic system due to defects in workmanship and materials. (Any active electronics incorporated in a microphone is guaranteed for three years from date of original purchase against such malfunction.) If such malfunction occurs, microphone will be repaired or replaced (at our option) without charge for materials or labor if delivered prepaid to the proper Electro-Voice service facility. Unit will be returned prepaid. Warranty does not cover finish, appearance items, cables, cable connectors or switches and does not cover malfunction due to abuse or operation at other than specified conditions. Repair by other than Electro-Voice or its authorized service agencies will void this guarantee.

For repair information and service locations, please write: Service Department, Electro-Voice, Inc., 600 Cecil Street, Buchanan, Michigan 49107 (Phone 616/695-6831) or Electro-Voice West, 8234 Doe Avenue, Visalia, CA 93277 (209/625-1330,-1).

Electro-Voice also maintains complete facilities for non-warranty service of E-V products.

Specifications subject to change without notice.