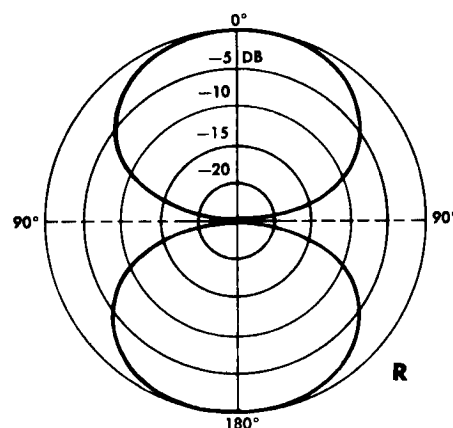

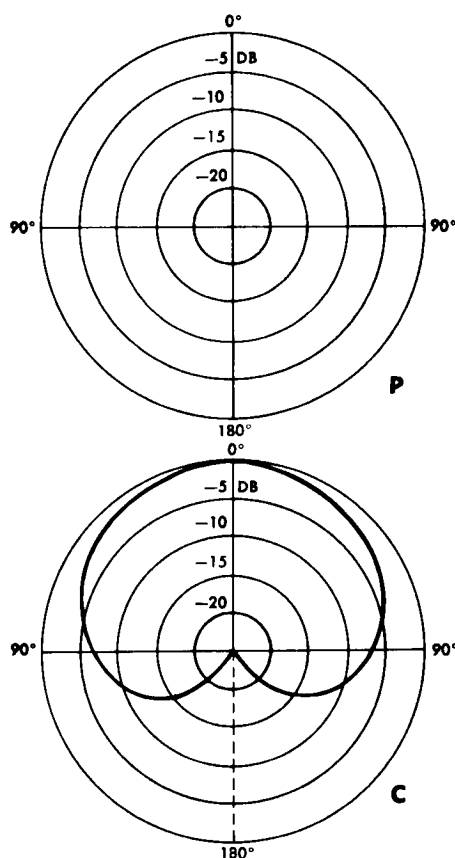


670 MICROPHONE

SHIPPED WITH IMPEDANCE
SWITCH SET ON
150/250 OHM POSITION

**GENERAL**

The 670 Microphone is a general purpose microphone of broadcast quality having a frequency range that covers the complete audio spectrum. It consists of a ribbon element and a controllable acoustic labyrinth.

DIRECTIVITY

The microphone has three basic directivity patterns as illustrated above.

P: pressure

C: cardioid

R: ribbon

These basic patterns may be modified by placing the selector on the back surface of the microphone in intermediate positions. Such placement will result in a compromise between the adjoining patterns.

IMPEDANCE

The impedance selecting switch is located underneath the name plate on the front of the microphone.

Position 1: 30 to 50 ohms

Position 2: 150 to 250 ohms

CONNECTIONS

One Cannon XL-3-11 Connector is furnished with the microphone. This should be wired as follows:

Pin 1: shield

Pins 2 & 3: microphone output